

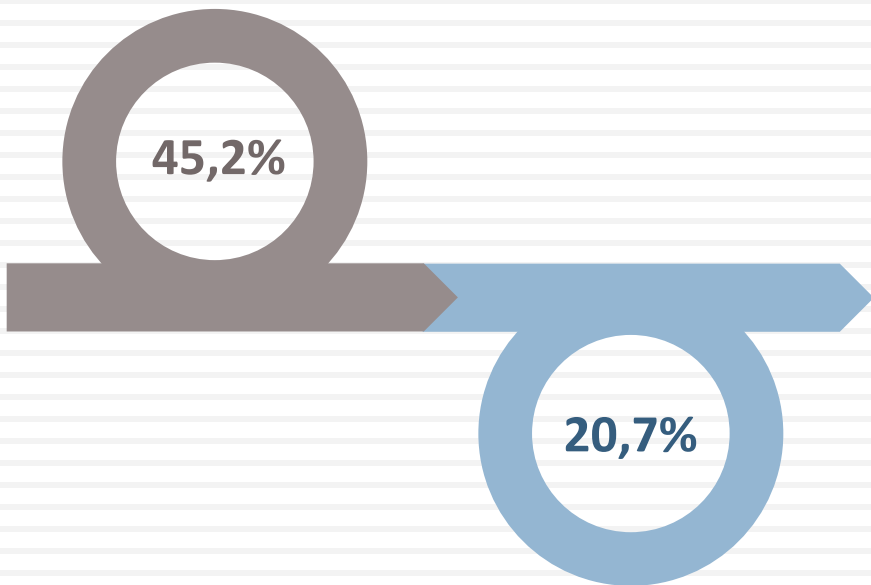
Hotel Observatory: *Weekly Survey on Hotel Performance*



Research Institute
for Tourism

Launching Date: 14-20 June 2021

Average occupancy
rate of open hotels



Average occupancy rate
of total hotels

20,7%



Average room rate of
double room



Hotel
Booking

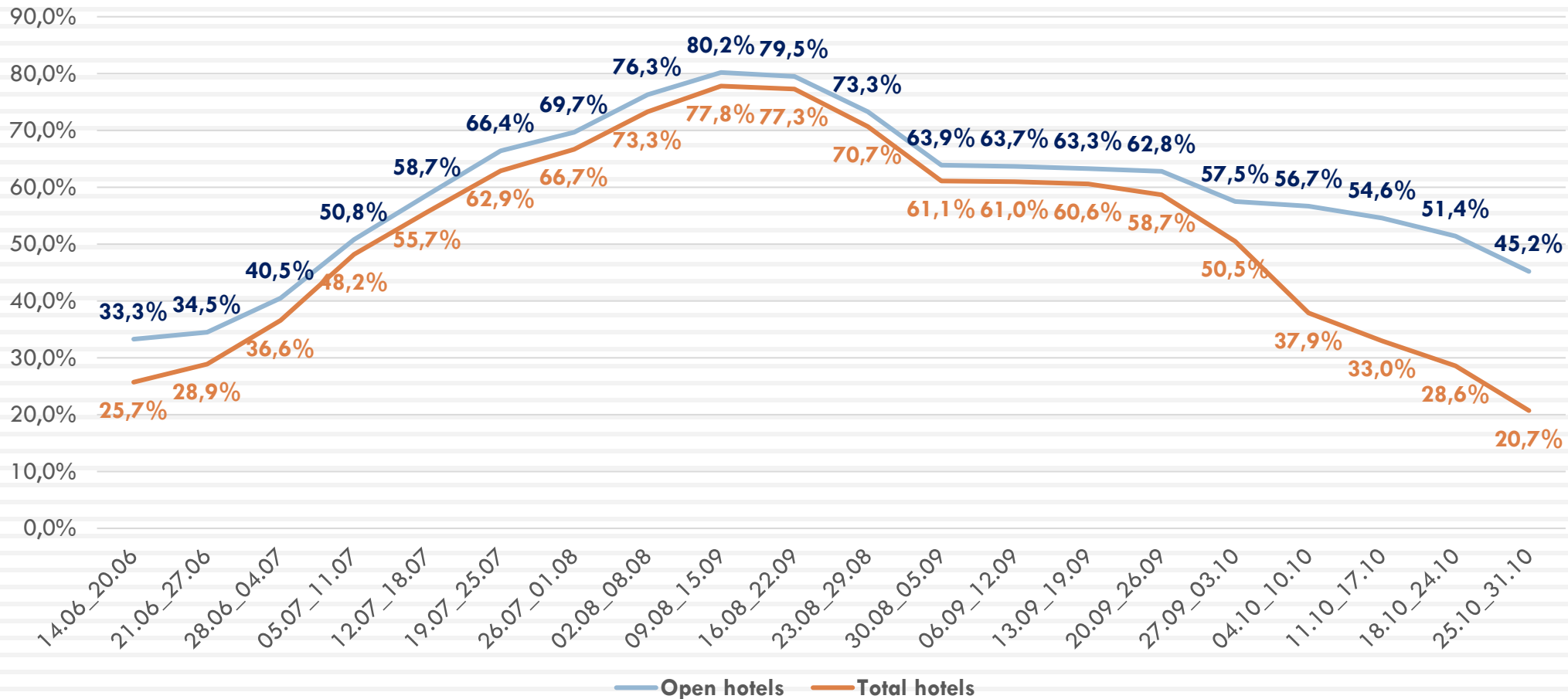
9

Average hotel
bookings

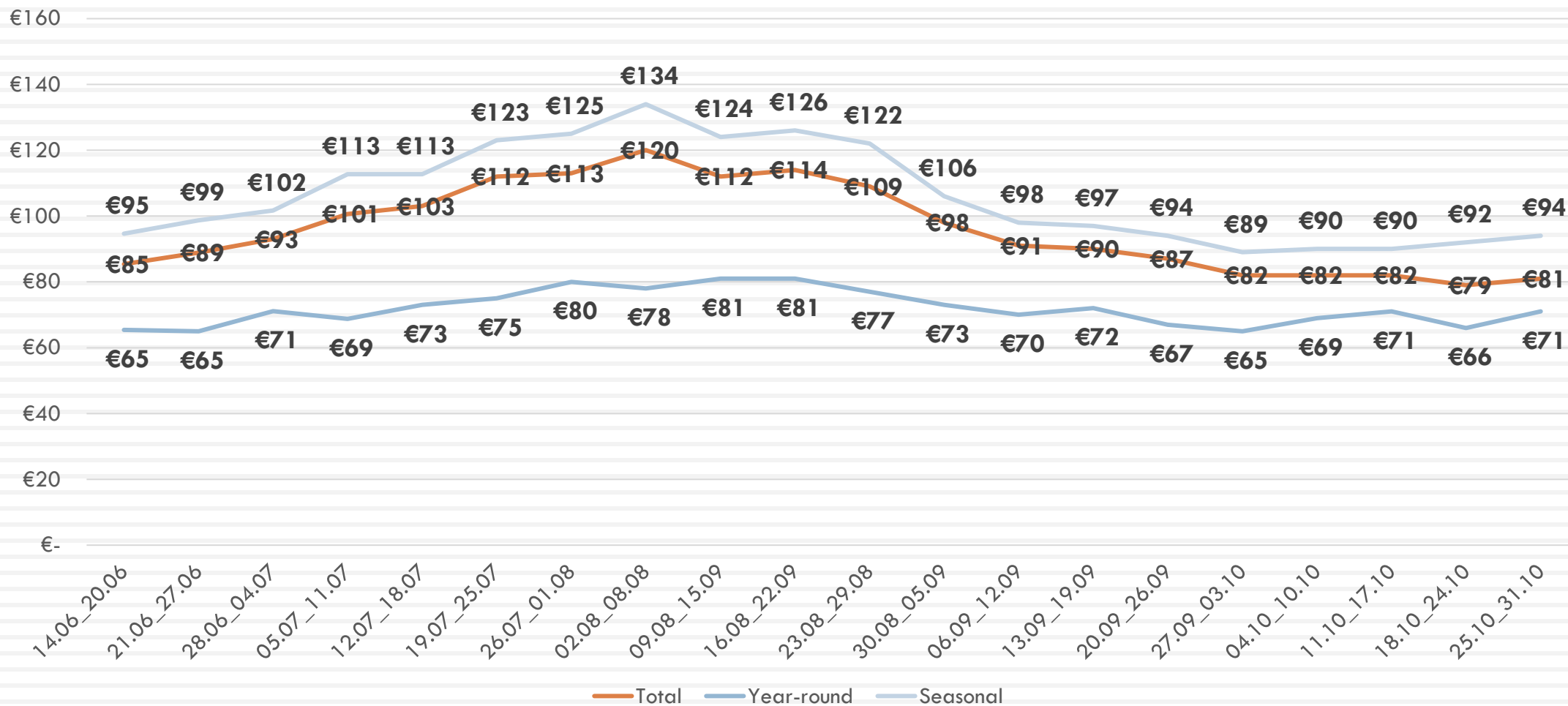
Survey Week	Average Occupancy rate (%) (open hotels)	Average Occupancy rate (%) (total hotels)	Average Room Rate (€)
14/6-20/6	33,3%	25,7%	85€
21/6-27/6	34,5%	28,9%	89€
28/6-4/7	40,5%	36,6%	93€
5/7-11/7	50,8%	48,2%	101€
12/7-18/7	58,7%	55,7%	103€
19/7-25/7	66,4%	62,9%	112€
26/7-1/8	69,7%	66,7%	113€
2/8-8/8	76,3%	73,3%	120€
9/8-15/8	80,2%	77,8%	112 €

Survey Week	Average Occupancy rate (%) (open hotels)	Average Occupancy rate (%) (total hotels)	Average Room Rate (€)
16/8-22/8	79,5%	77,3%	114 €
23/8-29/8	73,3%	70,7%	109 €
30/8-5/9	63,9%	61,1%	98 €
6/9-12/9	63,7%	61,0%	91 €
13/9-19/9	63,3%	60,6%	90 €
20/9-26/9	62,8%	58,7%	87 €
27/9-3/10	57,5%	50,5%	82 €
4/10-10/10	56,7%	37,9%	82 €
11/10-17/10	54,6%	33,0%	82 €

Occupancy rate of open hotels and projection to total hotel capacity



As more hotels open, the occupancy rate gap between open hotels and the projection in total hotel capacity becomes smaller.



The average room rate of year-round operating hotels is significantly lower than the corresponding room rate of seasonally operating hotels