

# RESEARCH INSTITUTE FOR TOURISM

## Operation and Performance of Greek Hotels



*August 2025*

# Basic Definitions

## 1. Occupancy Rate

- **Occupancy Rate:** The occupancy rate is defined for a specific month of the reference year (e.g. May, August) and it is equal to the ratio of overnight stays at occupied rooms to the maximum number of overnight stays that the rooms could have been occupied. Therefore, in a 20-room hotel the maximum number of overnight stays in August is  $B = 20 \times 31 = 620$ . The total number of overnight stays spent in the hotel in the same period is  $A \leq B$  and finally the occupancy rate is calculated as  $A/B$ . This ratio is usually expressed as a percentage, as follows:  $(A/B) \times 100 \%$ .
- **Average occupancy rate (ratio estimator):** the average occupancy rate per room (mainly for the months of May-October). Hotels with a larger number of rooms participate more in the estimation.

## Basic Definitions

### 2. Room Rate analysis

The **hotel capacity of Greece** is analyzed at two distinct levels: **hotel units and hotel rooms**.

For the year 2025, it is estimated that approximately **10,110 hotel** units are in operation across the country, comprising a total of around **448,000 rooms**.

Accordingly, the price analysis in this study is carried out at **both the hotel unit level and the room level**.

# Basic Definitions

## 2. Room Rate analysis

The hotel rate analysis in this survey is done both **at hotel level** and **at room level**.

### Room Rate at hotel level:

- **The average room rate at hotel level** refers to the average cost of an overnight stay for a specific period and is calculated as a weighted average of the average room rate reported by hotels.
- **The median room rate at hotel level** is the rate that divides the total number of hotels into two equal parts. 50% of the hotels have an average room rate less than the median room rate and the other 50% more than the median room rate. 50% of hotels with room rate above the median and 50% of hotels with room rate below the median.

### Room Rate analysis at room level :

- **The Average Room Rate (ARR)**, is an index used to calculate the average cost of each room for a given period. The average room rate is derived as a weighted average of the average room rate for all hotel rooms.
- **The median room rate at room level** is the value that divides the total number of rooms into two equal parts. 50% of the rooms have a value less than the median and the other 50% have a value greater than the median.

# Basic Definitions

## Average and Median Room Rate

- In general, the average and median room rate at either hotel or room level, for a given month, display differences, with the average room rate appearing significantly higher than the corresponding median rate in almost all hotel classifications. This is because the average rate, by definition, takes into account all observations and is quite sensitive to the existence of outliers (hotels with very high room rates), which is not the case in estimating the median. The latter is calculated by considering only the central values of the distribution and is therefore not affected by outliers, dividing the distribution into two equal parts with 50% of the values below the median and the remaining 50% above it.

# Basic Hotel Metrics (Total Hotel Capacity)

AUGUST 2025

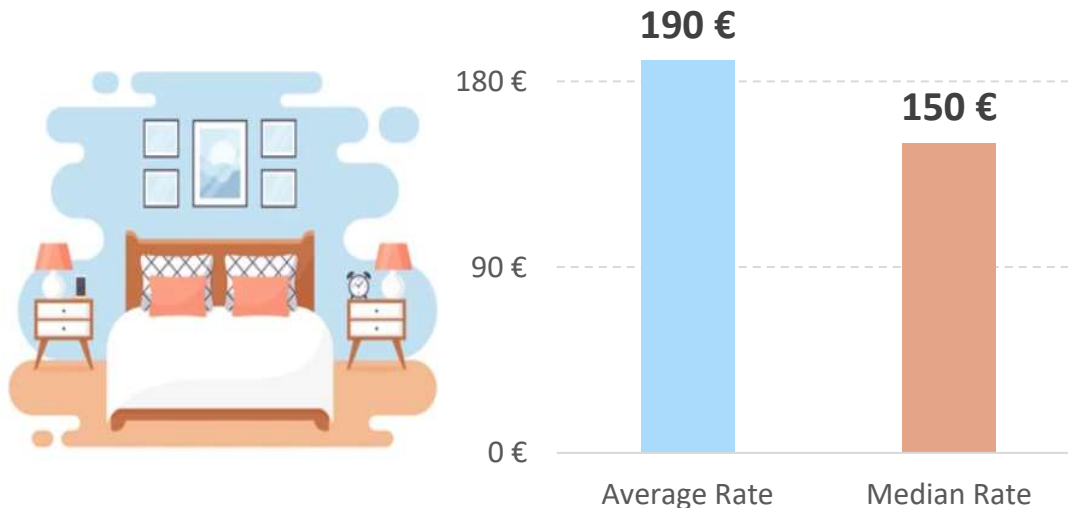
**Sample Size: 433 hotels**

In August 2025, the country's total hotel capacity was fully operational.

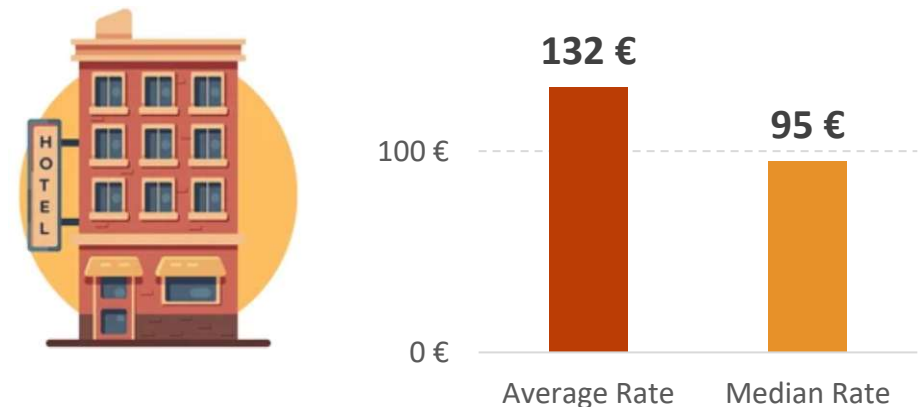
Average occupancy rate  
in operating hotels

86,3%

## Room Rate at room level



## Room Rate at hotel level

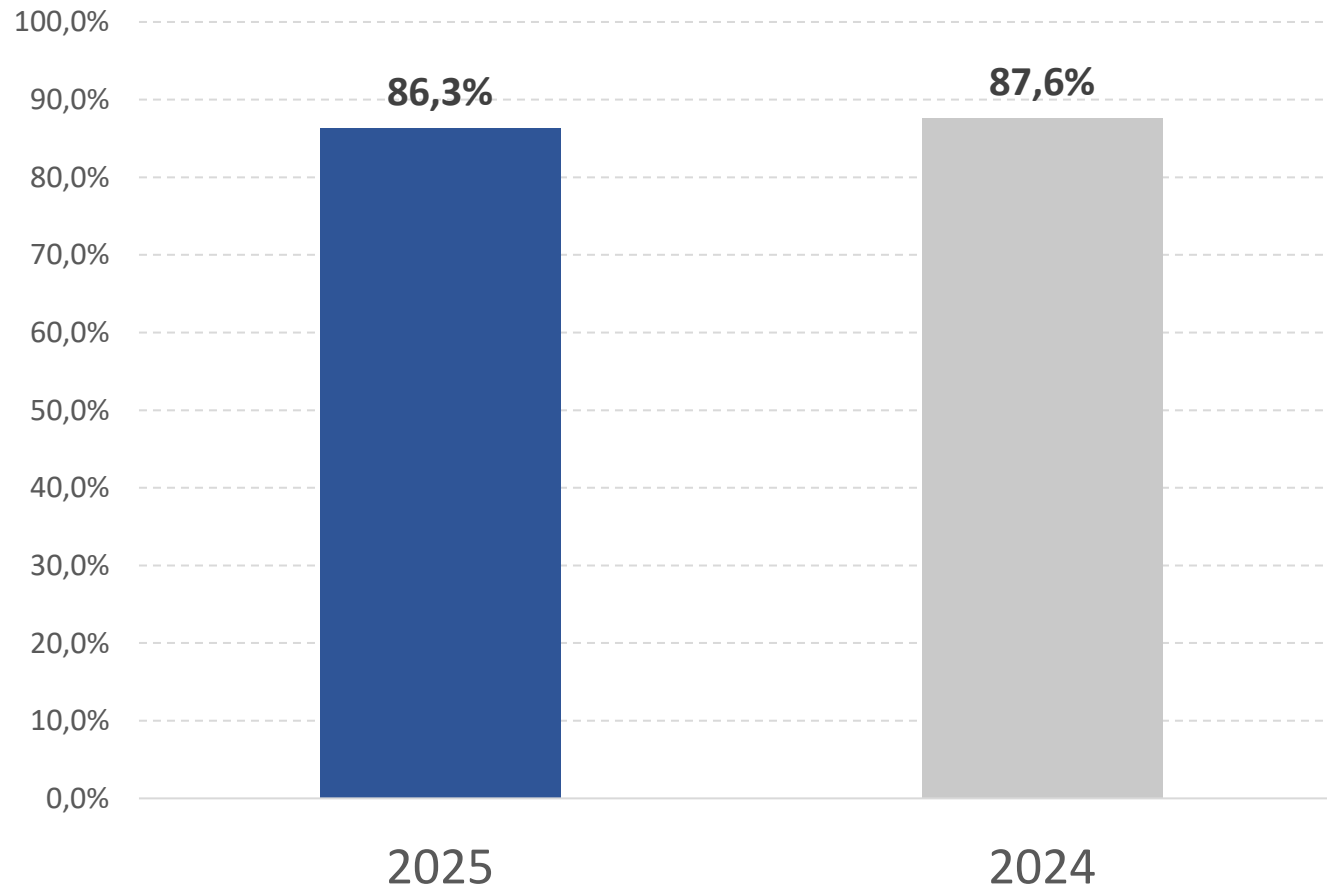


# Hotel Operation and Performance

## Occupancy Rate Analysis

## Average Occupancy Rate of all Hotels

### August 2025/2024



- The average room occupancy rate in August 2025 reached **86,3%**, at approximately the same level as in the corresponding month of 2024.



# Hotel Operation and Performance

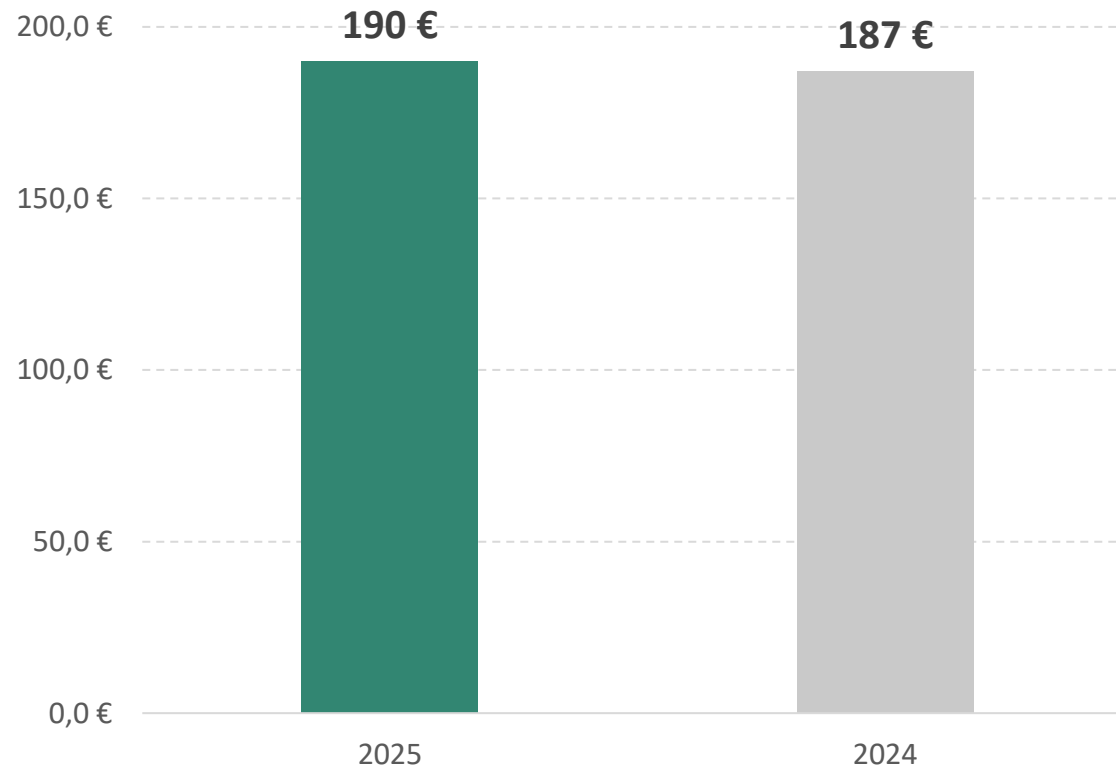
## Room Rate Analysis at room level



## August 2025 /2024



### Average Room Rate of a double room

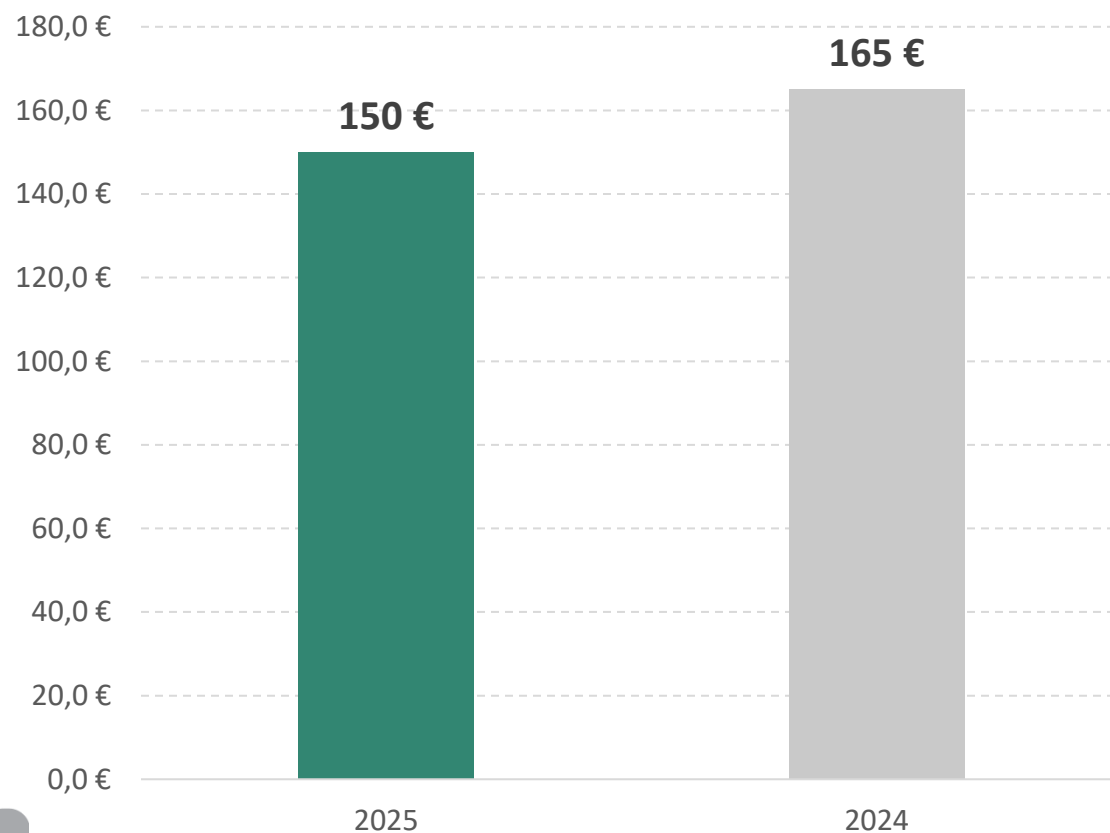


- The **average room rate** in August 2025 was **€190**, at approximately the same level as in the corresponding month of 2024.
- This means that, for August, the average room rate across the country's total hotel room capacity of 448,000 rooms was estimated at €190.

## August 2025 /2024



### Median Room Rate of a double room



- The median room rate mounted to €150, down from €165 in the corresponding month of 2024
- This means that, in August 2025, half of the country's 448,000 hotel rooms were priced at **€150 or less.**

# Hotel Operation and Performance

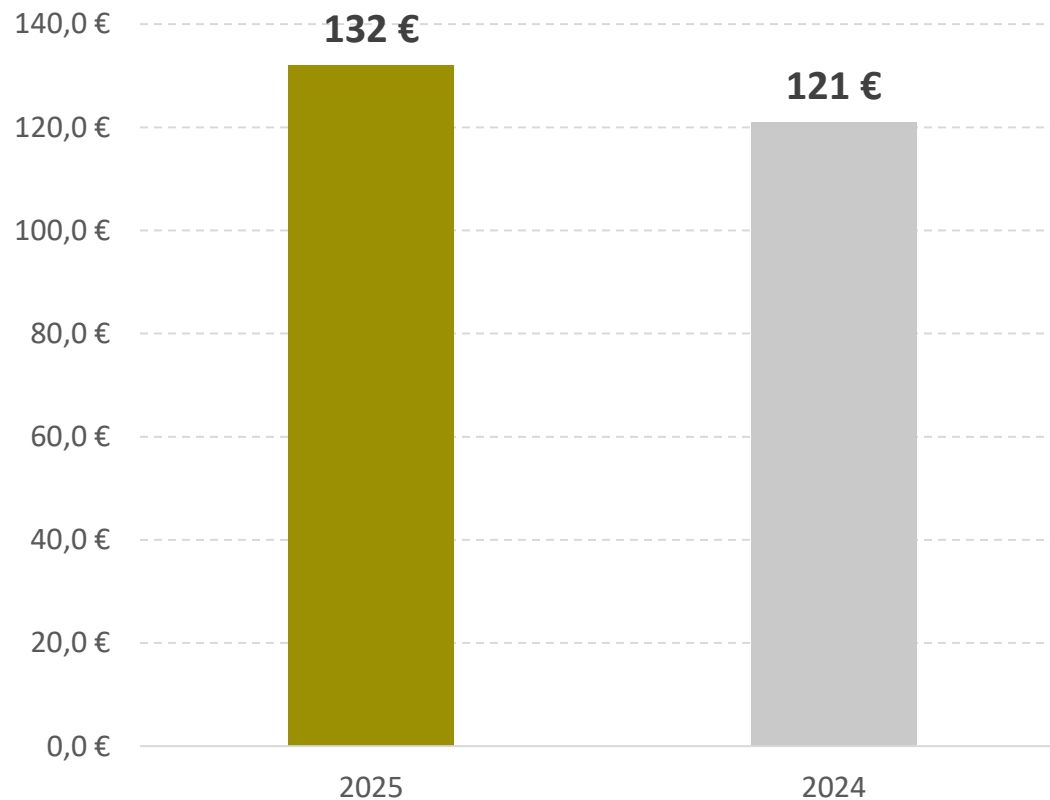
## Room Rate Analysis at hotel level



## August 2025 /2024



### Average Room Rate per hotel

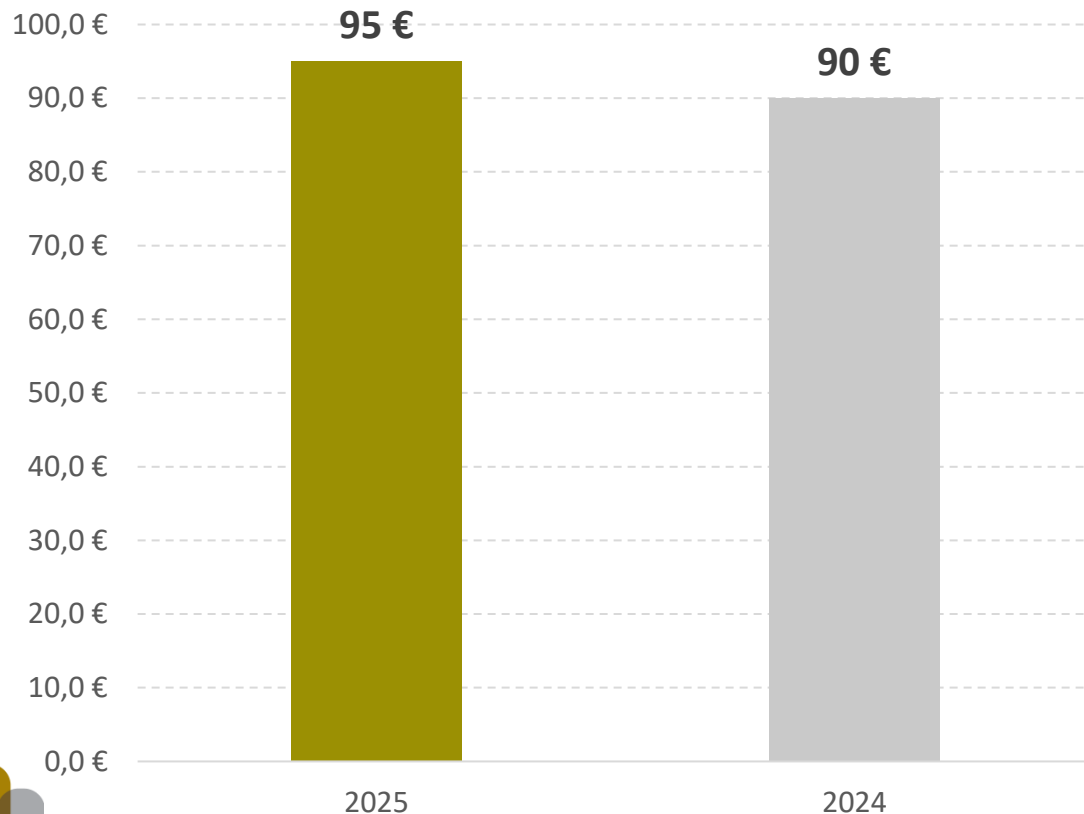


- In August 2025, the **average hotel rate** was **€132**, showing an increase compared to last year.
- This means that for August 2025, the average rate offered across the population of 10,110 hotels in the country was estimated at €132.

## August 2025 /2024



### Median Room Rate per hotel



- In August 2025, the **median hotel rate** was €95. In other words, half of the country's 10,110 hotels had an average rate of **up to €95**.